

Complete Catalog 2012

The entire range of sewing machines
at a glance.

made
to
create





Putting passion for quality into action

Since its inception, the BERNINA brand has been known for revolutionary ideas and a tireless spirit of innovation. Our passion for creative sewing, quilting and embroidery motivates us to develop the highest quality products with Swiss precision – for all those who share our passion.

Every single one of our BERNINA models combines quality with innovative features for easy and intuitive operation. We dedicate our heart and soul to developing and simplifying complex technologies so that you can spend more time on the creative side of things. The possibilities are endless – let yourself be inspired!

<i>Exclusive features and innovations</i>	6–7
<i>BERNINA 8 Series</i>	8–13
<i>BERNINA artista 730 and 630</i>	14–17
<i>BERNINA 5 Series</i>	18–25
<i>BERNINA aurora 450</i>	26–29
<i>BERNINA 3 Series</i>	30–33
<i>BERNINA 215</i>	34
<i>BERNINA 1008</i>	35
<i>Embroidery software V6</i>	36–37
<i>BERNINA CutWork software</i>	38–39
<i>Stitch overview</i>	40–41
<i>Index</i>	42–43
<i>Features</i>	44



The entire BERNINA product range at a glance

Ultimate Sewing, Embroidering and Quilting



B 830



B 820 QE

Versatile Experts



artista 730



artista 630

The Clever Sewing Experts



B 580



B 550 QE



B 530





The All-Rounder



aurora 450

The Stylish Compact Machines



B 380

The Classic Machines



B 1008



B 350 I 350 PE



B 215



B 330



Exclusive features and innovations

The wealth of exclusive and innovative features are what distinguish a BERNINA sewing machine from all others. Despite the highly complex technology behind them, BERNINA machines guarantee simple, intuitive operation and open up brand-new possibilities for turning your creative ideas into reality.

Typical BERNINA

Smart Screens

Almost all BERNINA models feature a touchscreen or an LCD display that lets you keep track of your settings at a glance.

Large Sewing Area

Attaching the free-arm slide-on table increases your sewing area, making it significantly easier to sew projects such as curtains, evening dresses, trousers hems and pockets.

Free-Arm Embroidery

A special hoop lets you embroider small, closed and tubular items such as children's T-shirts and socks.

Personalized Program

The default settings of the stitches can be customized and saved, letting you easily select your favorite settings whenever you want.

Personal Memory

The current stitch settings in each case are retained when switching between different applications.

On-Screen Buttonhole Measuring System

Simply hold the button to the screen and measure its diameter. The length of the buttonhole is automatically set and the buttonhole can be sewn as many times as wished.





BERNINA Dual Feed

The BERNINA Dual Feed is especially helpful when sewing delicate materials. When activated, the Dual Feed feeds the material from both the top and bottom, letting you sew even thin fabrics evenly and carefully.

Maximum Stitch Control

Permanent or temporary altering of length, width and needle position of all stitches – even during the sewing process.

BERNINA Stitch Regulator (BSR)

The revolutionary presser foot for even stitch lengths in free-motion sewing. Create beautiful, consistent straight or zig-zag stitches at whatever speed you work.

Creative Consultant

The Creative Consultant displays the appropriate presser foot, presser-foot pressure, needle, and feed-dog position, as well as automatically setting thread tension and the desired stitch.

BERNINA Presser Feet

Over 70 presser feet – some of them exclusive – like the BSR foot or the Needle-punching tool simplify sewing and quilting and open up new creative possibilities.

BERNINA Free-Hand System (FHS)

The knee lever lowers the feed dog and raises the presser foot simultaneously so that both hands are free to guide and manoeuvre the fabric.





1 love story

4 yards of soft leather

1 large design embroidered
in 20 minutes

3 club sandwiches

2 missed film classics

1 quilt and 1 dress, just in time
for the wedding anniversary



BERNINA 8 Series

The Ultimate Sewing Machines

The B 830 and the B 820 QE are the queens of the BERNINA sewing machine range, combining cutting-edge technology with plenty of space for large sewing projects. The B 820 QE (Quilters Edition) sets the pulse of every quilting artist racing, while the B 830 is a first-class embroidery machine with an especially large embroidery area. The BERNINA Stitch Regulator (BSR) enables free-motion sewing and quilting with immaculate stitches, whether you are straight- or zigzag-sewing.

8 Ingredients You'll Love

- 1 *BERNINA Stitch Regulator (BSR)*
- 2 *Extended Freearm*
- 3 *Jumbo Bobbin*
- 4 *BERNINA Dual Feed*
- 5 *Fully Automatic Features*
- 6 *Extensive Stitch and Design Library*
- 7 *Total Stitch Control*
- 8 *Endless Embroidery Options (B 830 only)*



1 BERNINA Stitch Regulator (BSR)

The BSR foot is designed to assist you in mastering free-motion techniques by keeping stitch length consistent, even at variable sewing speeds. With the BSR, beginners quickly gain confidence and experienced quilters acquire additional assurance. Supplied as standard with the BERNINA 8 Series, the BSR foot enables free-motion sewing at high speeds with a straight or zigzag stitch.

2 Extra-Long Frearm

Acres of room for your creativity! The BERNINA 8 Series features a sturdy 400mm (15-3/4") extended free-arm that leaves a full 300mm (generous 11-3/4") just to the right of the needle. This ultra-large work area lets you handle large projects without a problem. What's more, using the Jumbo Hoop with the BERNINA 830 allows you to embroider particularly large areas.

3 Jumbo Bobbin

The BERNINA 8 Series' unique jumbo bobbin offers 40% more thread capacity. This means fewer interruptions when sewing to thread the bobbin and tons more time to give free rein to your imagination. What's more, the jumbo bobbin can be removed and replaced at the touch of a finger.

4 BERNINA Dual Feed

Optimum visibility. Superb manoeuvrability. The innovative BERNINA Dual Feed tames hard-to-manage fabrics. It's easy to engage when needed and tucks completely out of the way when it's not.

5 A Host of Automatic Features

Much of the time, the B 830 and B 820 QE know what they need to do without prompting. The presser foot is automatically lowered at the start of a seam and raised at the end. The feed dog is raised and lowered automatically for free-motion stitching, and the thread is automatically cut when you reach the end of a seam or change colour when embroidering (B 830 only). Even threading is fully automatic at the touch of a button.

6 Extensive Stitch and Design Library

The B 830 and B 820 QE feature a library of over 1162 and 773 stitches respectively, clearly arranged by category for a wide variety of applications. With the B 830, over 150 embroidery designs, including motifs by well-known designers, can be easily selected at the touch of a button. The 10 built-in alphabets are perfect for customizing your sewing projects.

7 Total Stitch Control

Both BERNINA 8 Series models offer the exclusive feature of absolute stitch control. Stitch length, stitch width and needle position can be individually altered and saved. The Drag & Drop feature enables you to specify the exact placement of each individual stitch within a combination (B 830 only).

8 Endless Embroidery Options (B 830 only)

Mirror, rotate, combine and resize designs right on the colour screen. Create curved lettering effects, adjust stitch density and combine decorative stitches with embroidery designs. Automatically sort complex combinations by colour, preview possible colour combinations on-screen, and save to your machine or a USB stick. Would you like to embroider borders? The Endless Embroidery function will walk you right through the process. And you'll love Absolute Check for perfect design placement before stitching out.





B 820 Quilters Edition

High Speeds:
Up to 1100 stitches per minute (sewing) and 1000 stitches per minute (embroidery)

Automatic Features:
Threading, thread cutter, presser-foot lifter, needle detection

BERNINA Dual Feed

Limitless embroidery:
Borders, sewing stitches, basting function, free-arm embroidery

Embroidery Module
with extra-large embroidery area



BERNINA Stitch Regulator (BSR)
for uniform stitch length when free-motion sewing

BERNINA 830

Sewing and Embroidery Tutorials and Creative Consultant

Centrally positioned high-resolution colour touchscreen:

- Design editing
- Personal Program
- Bobbin-thread monitoring
- Programmable securing function

Absolute stitch control via multifunctional knobs

Front-loading bobbin winder

Triple spool-holder


Extra large work surface with 30 LED lamps

300mm (11.8")

BERNINA

USB interface with PC connection

Bernina Free-Hand System (FHS) for simultaneous operation of the presser foot and feed dog



Jumbo bobbin with 40% more thread capacity

Versatile Experts

Running on Microsoft® Windows®, the artista 730 is a genuine sewing, embroidery and quilting expert. The optional embroidery module turns this exceptional computerized sewing machine into a full-fledged embroidery system. Forming part of the standard package, the BERNINA Stitch Regulator (BSR) ensures uniform stitch lengths even at variable sewing speeds. The artista 630 can be upgraded with the optional BSR foot. The colour touchscreen and multifunction dials make for easy and intuitive operation of both artista models, which are equipped with a host of time-saving controls and features.

6 Features You'll Love

- 1 *Colour touchscreen*
- 2 *BSR (BERNINA Stitch Regulator) functionality*
- 3 *Embroidery functionality*
- 4 *On-screen support*
- 5 *Intelligent features*
- 6 *Sideways motion*



1 Colour Touchscreen

The colour touchscreen offers intuitive operation with its self-explanatory user interface. Stitch animations and animated sewing support simplify the sewing process.

2 BSR Functionality

Together with the BSR foot, the artista's clever BSR functionality ensures uniform stitch length when free-motion sewing and quilting. The BERNINA Stitch Regulator can be used for straight and zigzag stitching. The BSR foot comes as standard with the artista 730 and is optionally available with the 630.

3 Embroidery-Enabled

Both artista models are embroidery-enabled, so they can be upgraded with an embroidery module at any time. Thanks to modern USB technology, embroidery designs can be exchanged between your sewing computer and PC. The multifunction dials let you edit embroidery designs and alphabets directly on the touchscreen, change settings, or scroll through the tutorial.

4 On-Screen Support

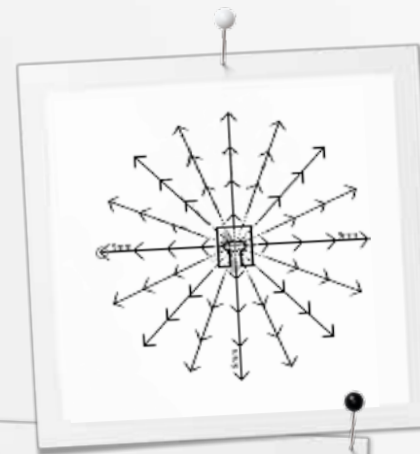
Large pictures of the selected stitch and immediate display of changes let you take in the settings at a glance. The Help function, Creative Consultant, Tutorial and helpful animations provide additional support.

5 Intelligent Features

The artista models' intelligent features improve ease of use with any application. With the start/stop button and the speed control you can sew without a foot pedal. Thanks to the separate winder motor you can even wind bobbins while sewing, and automatic features such as the thread cutter and bobbin-thread monitor make life a lot easier. In addition, you can set, save and retrieve your individual stitch settings at any time in Setup.

6 Sideways motion

Sideways motion enables sewing and quilting in 16 directions. This feature is available with the artista 730 only.



BERNINA artista 730

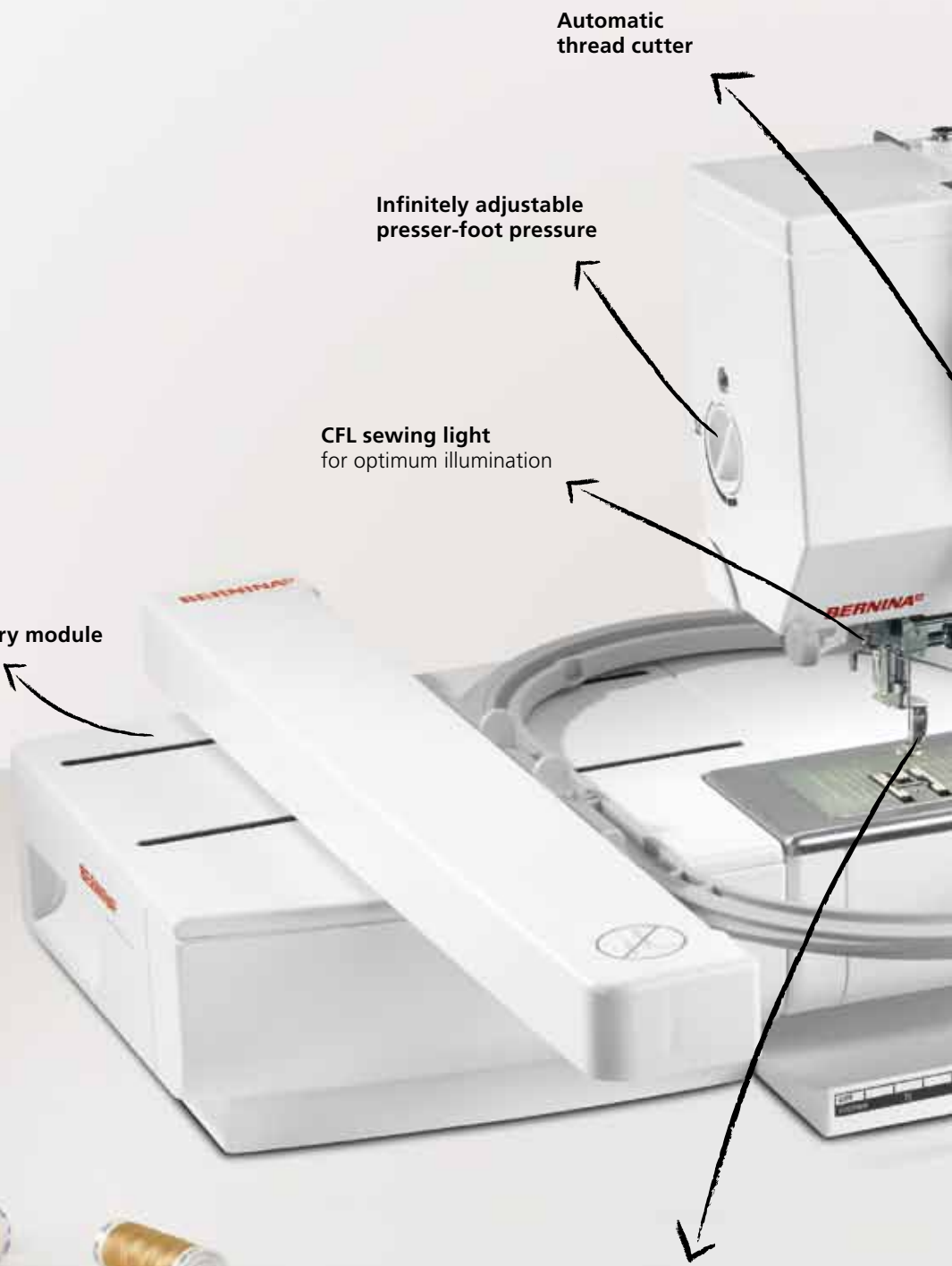


BERNINA artista 630



USB port

Embroidery module



Automatic thread cutter

Infinitely adjustable presser-foot pressure

CFL sewing light for optimum illumination

BSR-enabled (BERNINA Stich Regulator):
Start free-motion sewing and quilting easily as soon as the BSR foot is attached



Large colour touchscreen

Setup: Program all basic settings according to your personal needs on one button

Multifunction rotary knobs



BERNINA Free-Hand System (FHS): Lift presser foot and lower feed dog with the knee lever



Separate bobbin winder



1 family tradition

5 nights with my quilting guild

389 precise seams

64,478 consistent
BSR stitches

6 bowls of Pasta

7 glasses of apple juice

1 engagement present
my daughter will
cherish forever



BERNINA 5 Series

Clever Sewing Experts

The new BERNINA 5 Series offers you three elegant, clever sewing machines whose practical functions and features make sewing easier. There's the Memory Function, for example, which lets you save individual stitch properties separately. Even the B 530 – the entry model in the series – is BSR-enabled, and can be upgraded to match your growing skills and requirements. The B 550 QE is ideally suited for quilting and comes with the BSR foot as standard. The all-rounder of the 5 Series, the B 580, can both sew and embroider, and is a delight to operate via the colour touchscreen.

7 Features You'll Love

- 1 Total Stitch Control*
- 2 Memory*
- 3 All-Round Sewing and Embroidery*
- 4 Extensive Stitch Library*
- 5 Easy Editing and Navigation*
- 6 Greater Sewing Ease and Creativity*
- 7 Easy Upgrading to Keep Pace with your Skills*



1 Total Stitch Control

All stitch properties such as stitch width, stitch length and the 11 needle positions can be individually set and temporarily saved on BERNINA 5 Series machines. BSR functionality allows the use of the unique Bernina Stitch Regulator (BSR), which guarantees stitches of the exact same length, even at variable sewing speeds. When free-motion stitching with lowered feed dog, the BSR foot sews perfect straight and zigzag stitches. The BSR foot is available as an optional accessory with the BERNINA 580 and 530.

2 Memory

The Memory Function lets you save all individual stitch properties separately and long-term. What's more, Combination Mode offers an additional memory for personal stitch combinations.

3 All-Round Sewing and Embroidery

The BERNINA 580 is a genuine all-rounder that can both sew and embroider. It's simplicity itself to switch from sewing to embroidery mode via the touchscreen – the embroidery module is available as an option for the 580.

4 Extensive Stitch Library

The BERNINA 5 Series models feature a wide selection of stitches and stitch patterns including an automatic buttonhole in several styles. There are also plenty of built-in embroidery designs to choose from. You can upload your own embroidery designs via a USB connection. Rotate, mirror or resize your designs, or change their colour right on the touchscreen to edit them.

5 Easy Editing and Navigation

Thanks to its user-friendly software, the BERNINA 580 is exceptionally easy to operate. The B 580 even has a touchscreen, which makes navigation especially intuitive. What's more, the Creative Consultant and the Embroidery and Sewing Tutorials offer support right on screen. Threading is also a breeze with the built-in needle threader – and happens quite naturally at the touch of a button. And with the B 580, the thread is automatically cut under the needle when you finish sewing or embroidering.

6 Greater Sewing Ease and Creativity

Thanks to the BERNINA Free-Hand System (FHS), you can operate the presser foot and feed dog simultaneously with a knee lever, leaving both your hands free to guide the fabric. Clicking easily into place, the slide-on table offers space to spread out larger projects, and hence greater comfort and convenience when sewing.

7 Room for your Growing Needs

The BERNINA 5 Series models come with a wide range of accessories and presser feet as standard. What's more, as your needs and skills grow the machines can be enhanced with further sewing, embroidery and quilting accessories.



BERNINA 580



Speed Control

Automatic Threadcutter

Built-In Threader

12 Bright LED Lamps

Embroidery Module



BERNINA Stitch Regulator (BSR) for stitches of the exact same length at variable speeds



Creative Consultant and Sewing and Embroidery Tutorials

High-Resolution Colour Touchscreen
for intuitive navigation

Setup for saving personal settings

Multifunction Knobs for infinitely adjustable settings

Variable Stitch Properties and 11 Needle Positions

BERNINA Free-Hand System (FHS)
for simultaneous operation of presser foot and feed dog



BERNINA 530



BERNINA 550 Quilters Edition



1 fairy & 1 magician

2 patterns and many embroidery motifs

1 well-rounded machine
that sews and embroiders

2 days without the kids

7 pancakes with maple syrup

2 costumes and
my kids' boundless
imagination





BERNINA aurora 450

The All-Rounder

With its elegant BERNINA design, the aurora 450 is a superb sewing machine. The first computerized sewing machine to feature the BSR System, the aurora model has revolutionised entry into the world of quilting. What's more, the aurora 450 is the first embroidery-enabled sewing machine in the BERNINA product range. An optional embroidery module including basic embroidery software for installation on a PC transforms it into a versatile embroiderer.

5 Features You'll Love

- 1 *BSR (BERNINA Stitch Regulator) Functionality*
- 2 *Embroidery Functionality*
- 3 *Infinitely Adjustable Speed*
- 4 *9 Buttonholes*
- 5 *4 Sewing Alphabets*



Perfect quality in less time

The aurora 450 lets you sew quickly, accurately and with consistent quality. A knee lever replaces the manual lifting of the presser foot, and a large extension table extends the supporting surface for your sewing project. Stitches are easy to set and are shown on the graphic display. They can be altered for personal settings, and saved temporarily. The aurora 450 boasts a foot control with practical backpedal that lets you move the needle up or down. Another timesaver is the ability to wind the bobbin while sewing or embroidering. In addition, an edge guide can be attached to the extension table to help you sew perfect seams, even with wide hems and topstitched seams. In this way, the aurora 450 helps you achieve optimum sewing results, quickly and easily.

The right buttonhole every time

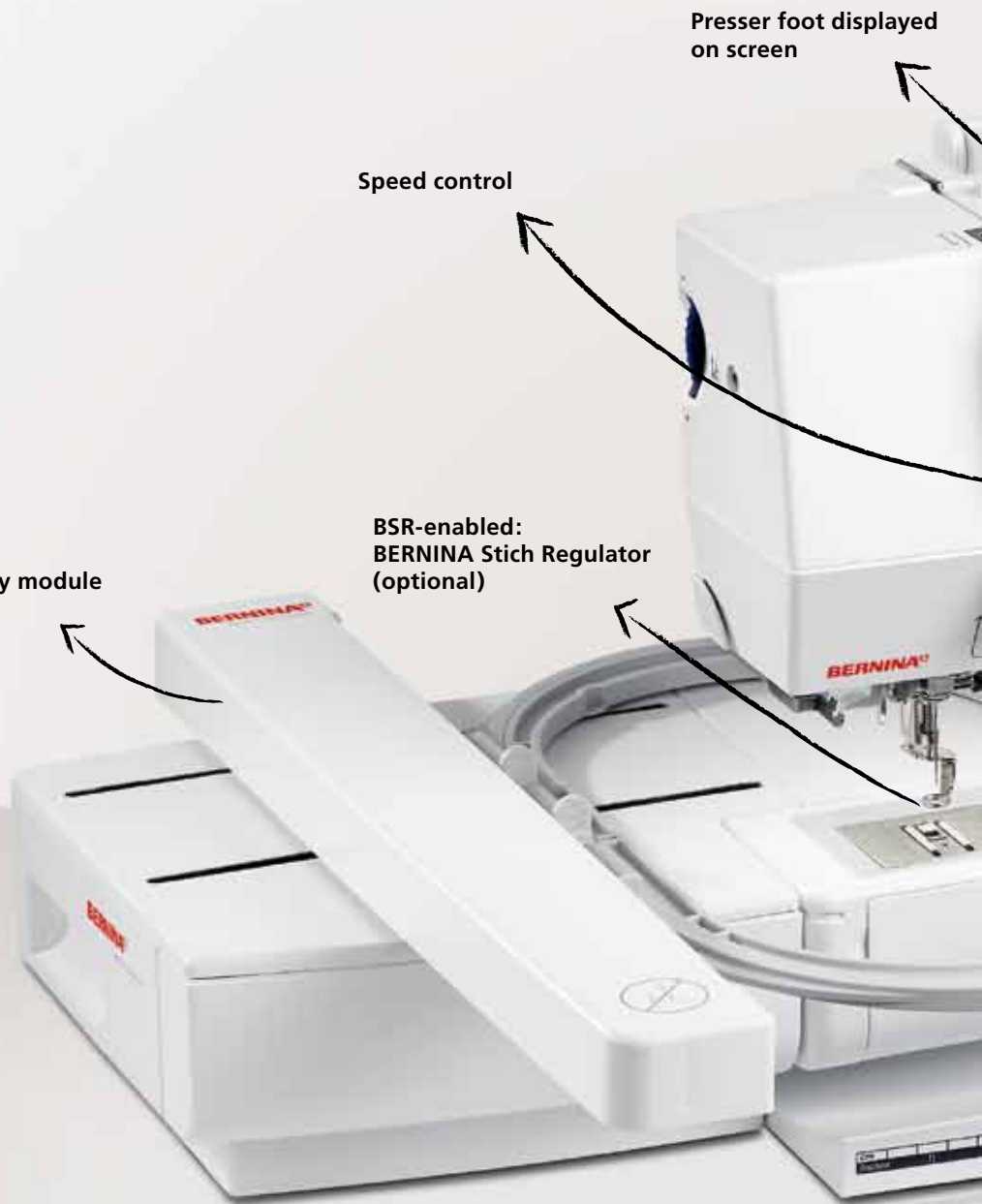
Sewing perfectly even buttonholes is an art that's child's play with the aurora 450. You have the choice of nine different easily reproduced automatic buttonholes. With heavy fabrics, the buttonhole feed facility assists with the forward feed of the material, allowing you to create impressively precise eyelet buttonholes regardless of fabric type. Simple and perfect!

Embellishing fabrics

The aurora 450 is the ideal machine for especially creative custom sewing projects. With over 163 stitch patterns, including cross-stitches, a host of floral stitch patterns, and quilting-, hem- and satin stitches, the 450 lets you create a new work of art from any fabric with ease. The sewing alphabet allows you to letter fabrics or sew monograms. If you want to give a design an especially 3D appearance, you can also embroider with the aurora. The optional embroidery module and the embroidery software supplied with it turn the aurora 450 into a full-fledged embroidery computer. Thanks to its BSR functionality, the aurora 450 can also be optionally upgraded with the BSR System, making quilting, free-hand sewing and embellishing fabrics even more of a breeze.



BERNINA aurora 450



Presser foot displayed on screen

Speed control

Embroidery module (optional)

BSR-enabled:
BERNINA Stich Regulator (optional)



Presser-foot pressure indicator
for the optimal setting

Graphic display
shows every stitch setting

Separate bobbin winder

Simple stitch selection

BERNINA Free-Hand System (FHS)

aurora 450
BERNINA



1 petticoat from grandma's attic

3 sewing magazines from the 1950s

2 party-free weekends

1 ravishing, easy-to-use sewing machine

7 café lattes

4 raspberry waffles with ice cream

1 new outfit for dancing and celebrating

**BERNINA
3 Series**

The Stylish Compact Machines

The new BERNINA 3 Series models are wonderful combinations of compact design and Bernina technology. Their stylish design sets new benchmarks in the sewing machine world. Any fabric can be sewn, neatened and embellished with utmost ease. Sewing alphabets and decorative stitches let you express your individual creativity more freely. And as your ambitions grow, the 3 Series can be upgraded with a wide range of special accessories.



High definition LCD Display

Speed Control

Built-In Needle Threader

12 Bright LED Lamps

Extension Table
For a larger work surface



Memory Function
for stitch combinations

Stitch Length/Stitch Width
Adjustable via the buttons



Direct Stitch Selection

BERNINA Free-Hand System (FHS)
for simultaneous operation of presser foot
and feed dog



BERNINA 330

BERNINA 350 / 350 PE

The Entry-Level Computer Machine

The B 215 is a user-friendly sewing machine featuring robust technology and boasting exclusive BERNINA features in addition to a young design. A personal memory as well as a built-in needle threader and helpful display messages make the B 215 a machine suitable for all applications, and hence the ideal machine for sewing newbies.

LCD Display:

Provides a constant overview of the most important information such as presser foot, stitch width and stitch length.

Memorable:

All selected stitches that have been individually altered can be saved in the personal memory

Basics:

With the 11 most important stitch types and a manual multistep buttonhole, it meets all your basic requirements.



Bull's eye:

The B 215 has a reliable built-in threader which makes threading the needle child's play.



BERNINA Skins: Customize your sewing machine according to your taste. Simply upload a favorite picture or choose your desired design. www.bernina.com/skins

The Classic Mechanical Machine

The legendary 1008 model has been a bestseller for decades. The last purely mechanical sewing machine in the BERNINA range is extremely easy to use and features infinitely adjustable stitch length and width, a slim free-arm, and drop feed-dog. This makes the 1008 your trusted assistant for sewing garments, gifts, accessories, and quilts.

Information at a glance:

Once you've selected your stitch, the Stitch Selection Chart lets you know the appropriate presser foot and needle position, as well as the best stitch length and width.

Special features:

The width and length of all stitch patterns can be infinitely adjusted as required.



Versatile:

An especially slim free-arm enables flawless sewing of children's clothing and tubular items such as sleeves, cuffs, collars and trouser hems.

BERNINA Embroidery Software Version 6

Boost your creative potential with BERNINA Embroidery Software Version 6 and CorelDRAW® Essentials 4, the professional drawing software. Embellish your embroidery motifs with special effects and insert text, shapes or freehand-drawn designs.

The BERNINA Embroidery Software Version 6 gives hobby sewers twice the creative software in a single package. For even more creative freedom!



Easy:

Using the Color Film function and the on-screen graphic display, you can edit, select, rearrange, recolour, reshape or delete individual objects with just a few mouse clicks.

Digitized:

The PhotoSnap function lets you digitise photo and fabric artwork, as well as complex appliqué shapes and borders, and convert them into embroidery designs.

Precise:

The Stamp function allows you to embroider designs exactly where you want them.

Automatic:

With the Multi-Hooping function, designs that are larger than the embroidery hoop are automatically split into two or more hoopings for further editing.

Twice as good:

CorelDRAW® inside! With Version 6 you get double the creative software.


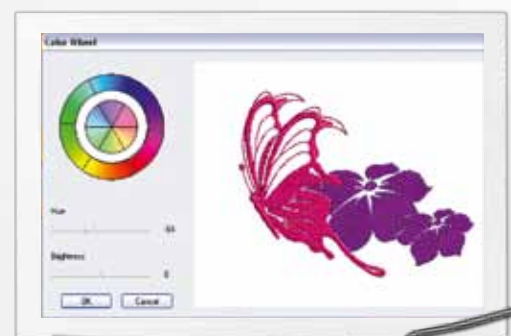
Even more creative freedom

The BERNINA Embroidery Software Version 6 offers over 500 stock embroidery designs, as well as automatic digitizing, new stitch effects, and much more!

Automatic digitizing: At the click of a mouse, you can now transform artwork in different formats into embroidery designs. No experience needed – it really couldn't be easier!

Color wheel: Preview your embroidery design in a variety of colours with just a simple mouse click. The BERNINA embroidery software automatically selects the perfect colour composition. Colours can be changed to suit your taste. For stitching out, the software also gives the appropriate colour number of the thread manufacturer.

Carving: Give your designs a unique "carved" effect, as with an engraving. Choose from a range of patterns, and simply "stamp" them into your motifs. The software automatically creates the desired effect.



BERNINA Border Calculator Software

The BERNINA Border Embroidery Set with designs for round, oval and rectangular borders lends an unmistakable individual touch to fashion, accessories and home-dec projects. Tablecloths, table runners and napkins, sleeves and lapels can be decorated with attractive borders, with the aid of instructions and templates. The border calculator software precisely calculates the number of pattern repeats and the design placement for individual fabric measurements, telling you exactly how many designs of what size can fit on the embroidery template. This software

performs calculations for all sorts of borders – straight, round, oval or rectangular, which make use of of corner designs that are available for a range of border variants. The Border Embroidery Set is available with and without the Mega Hoop. The border designs are stored on a USB stick. Comes with a comprehensive introduction on a multi-media training CD that can be printed out, with an additional catalog of ideas in the form of a slide show.



BERNINA CutWork

BERNINA CutWork has already received a prize for innovation, the prestigious Swiss Technology Award. Small wonder, since CutWork is a tremendous help in making new ideas reality, and offers a new dimension in sewing: cutting.

The CutWork software lets you transform all sorts of shapes and even hand-drawn designs into cutting outlines. The finished files are simply transferred to the sewing machine via USB stick and cut out with great precision. In this task, the CutWork Accessory Tool replaces your standard sewing needle. It cuts through almost all materials: cotton, sheeting, foam, foam rubber, leather, denim, terrycloth, velours, and up to 10 layers of quilting fabric.

CutWork can be used with all embroidery-enabled BERNINA machines. Another brilliant feature is that embroideries can be created in the CutWork software and combined with cutting outlines – in eyelet embroidery, for instance. Cutwork – cutting really can be this beautiful.

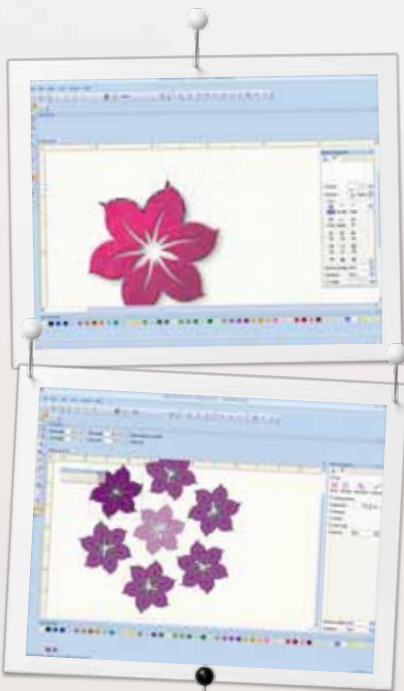


EXCLUSIVE
Only from BERNINA



Small in size, big on innovation and versatility! Eliminate tedious cutting involved in traditional quilt projects, appliqué or cutwork. Simply replace the standard sewing needle in your BERNINA Embroidery System with the BERNINA CutWork Accessory.



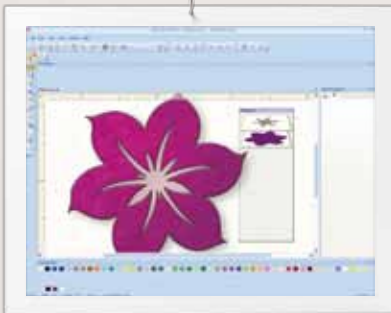


Outline Shape

The Outline Shape function and your mouse provide all the tools you need to create the many shapes you want to cut or stitch.

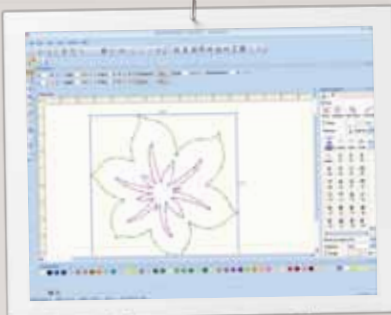
Clone

Instantly create duplicates of a single design with the Clone Function. Arrange the duplicate designs on a rectangular or circular baseline. This makes it easier to align your designs on your PC.



Levels Sequence

The Sequence Function enables you to visualize the steps on individual levels. The Sequence Manager indicates the sequence of the elements to be cut and embroidered. Alter the sequence as wished by simply shifting the levels using the Drag & Drop function.




Webcam (Import Designs)

Draw designs, shapes and lettering yourself and import them via webcam (or digicam) into the CutWork software. Edit the imported artwork, thereby creating unique, custom CutWork designs.




Practical utility stitches

A whole host of utility stitches for sewing clothes, home dec, embroidering and quilting come with BERNINA computerized sewing machines as standard – ranging from simple straight and zigzag stitches to useful stitches for stretch fabrics and for neatening edges.



Fine quilting stitches

BERNINA also enjoys an outstanding reputation in the world of quilting. A wealth of beautiful stitches chosen by renowned quilting specialists are available for both traditional and modern quilting projects. A special variant even gives a hand-sewn impression when worked with monofil thread.



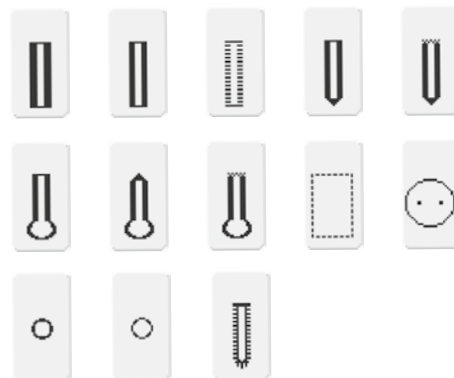
Unique alphabets and monograms

Alphabets aren't only used for embroidery work; they also offer a superb way of personalising your own projects. And monograms can decorate a quilt, as well as lingerie.



Versatile buttonholes


Whether it's narrow or wide lingerie buttonholes, eyelet buttonholes that are straight or which taper to a point, or straightstitched buttonholes for welted buttonholes – BERNINA has the loveliest shapes for all applications at the ready. Button-sew-on programs and eyelets complete the extensive range on offer.





Impressive decorative stitches

You have the idea, we have the decorative sewing stitches: floral designs, satin stitches for border designs, cross-stitches for traditional sewing projects, large sideways-motion patterns, children's designs, horoscope stitches for all 12 signs of the zodiac... the choice of decorative stitches is virtually endless. What's more, unusual effect designs can also be sewn by employing the "mirror" function, combining designs, and using novel threads.



The actual stitch package available depends on your BERNINA model, the stitches illustrated here are a few examples of the patterns in the BERNINA range.



Keyword Index

Accessory Box

This practical box contains compartments and devices for storing your presser feet, thread spools and needles. Organization of the box can be customized.

Automatic Buttonhole

The electronic sensor on the special sliding buttonhole foot saves the buttonhole length sewn, allowing you to reproduce any number of buttonholes in the exact same length.

Automatic Hoop Recognition

Automatically recognises the hoop fitted, and shows the user if the embroidery design extends beyond the confines of the hoop.

Automatic Thread Cutter

Automatically cuts top and bottom threads when activated. The remaining thread length is sufficient for beginning the new sewing process.

Automatic Threading System

Both machine and needle are threaded in a single operation.

BERNINA Basic Embroidery Software

ArtDesign or ArtLink (depending on the machine model) opens/saves embroidery designs in the known formats and enables simple editing options. ART-file designs can be scaled up or down without affecting their embroidery quality.

BERNINA Dual Feed

Fabric is fed from both above and below. Dual Feed can be engaged and disengaged as wished.

BERNINA Foot Control

The electronic foot control is used to start and end the sewing process and regulate sewing speed. In addition, a half stitch can be sewn, e.g. the needle can be lowered into the fabric if the needle was set in the "up" position. To do this, the foot control is simply tapped with the heel (heel part of foot control).

BERNINA Hook Systems

The CB (central bobbin) hook is a proven BERNINA hook system for highest BERNINA stitch quality up to 5.5 mm. The RH (rotary hook) system lets you sew stitch widths of up to 9 mm for beautiful decorative stitches and alphabets.

BERNINA Needle-Punching Tool

The BERNINA needle-punching tool can be used with all BERNINA hook systems. With suitable wool yarns or loose wool threads, decorative felt patterns can be worked into fabrics, without the use of sewing thread.

BERNINA Sewing Light: CFL and LED

The CFL light is an exceptionally bright, shadow-free BERNINA sewing light. Both light systems – CFL as well as bright, longlasting LED lights – illuminate the sewing area all around the needle with bright-as-day light.

BERNINA USB Stick

The BERNINA USB stick is a handy mobile storage medium with 256 or 512 MB free memory. It saves and downloads embroidery designs to perfection, as well as effortlessly updating the sewing/embroidery system.

BERNINA V6 Embroidery Software

Designer Plus and Editor Plus: Two embroidery programs for PCs. From the simple editing application to professional versions for creating and digitizing embroidery designs. Also available as an update for earlier versions.

Bobbin-Thread Indicator

A sensor monitors the amount of thread on the bobbin. A signal and a symbol indicate when the remaining quantity of thread falls below a certain level.

BSR (BERNINA Stitch Regulator) System

The latest sensor technology monitors the speed of fabric movement and regulates the stitch length. For uniform stitch lengths with free-motion quilting.

Built-In Needle-Threader

Device that makes it particularly easy to thread the needle.

Button-Measuring System

After measuring the button size directly on the touchscreen, the buttonhole length is automatically calculated and the buttonhole can then be sewn as often as wished.

Central Touchscreen

The central location of the touchscreen makes for ergonomic sewing and embroidering. The most important information and advice can always be viewed at a glance. The high colour resolution is particularly easy on the eyes.

CutWork Software and Tool

Using the exclusive CutWork Software and the associated cutting tool allows you to cut out shapes and designs precisely, with your BERNINA sewing and embroidery machine.

Creative Consultant

After you enter the fabric used and the desired application, the BERNINA sewing system recommends the appropriate presser foot. The appropriate stitch type and upper-thread tension are automatically set.

DC Motor

Powerful motor for precise electronic control. Ensures uniformly smooth running at all speeds.

EC on PC (all aurora models)

Embroidery Control on Personal Computer. This software is an integral component of the BERNINA ArtDesign Software, and enables embroidery designs to be executed with the aurora embroidery system. EC on PC is especially user-friendly, guiding you through the embroidery process with vivid animations.

Embroidery-Hoop Movement

This function allows you to move the guide arm of the embroidery module to the side. The embroidery module remains attached to the sewing system during the sewing process.

Embroidery Module

The embroidery module attaches to the machine. It moves the hoop exactly as required to embroider the design selected. The guide-arm can be moved automatically for easy insertion of the bobbin.

Feed-Dog Drop Lever

The feed dog can be lowered below the stitch plate during free-motion quilting or darning.

Free-Arm Embroidery

Allows you to embroider tubular and closed items such as pants hems, sleeves, socks, and children's T-shirts.

Free-Arm Extension Table

The free-arm extension table significantly increases the working area of the sewing/embroidery machine, making sewing easier.

Free Hand System (FHS)

The BERNINA knee-operated presser-foot lifter lets you raise the presser foot without removing your hands from your sewing project. At the same time, the feed dog is lowered. This system leaves both hands free to guide and maneuver the fabric under the presser foot.

Help Program

The Help program may be accessed at any time without affecting the current application. Press the question-mark button to display information on stitches and functions on the screen.

History Function

Up to 15 of your most recently used stitch patterns as well as all stitch alterations are saved in a separate memory.

Inspiration Sewing Magazine

Packed with the latest trends, tips and tricks for all areas of sewing as well as information on new accessories, BERNINA's inspirational sewing magazine is published four times a year.

Jumbo Hoop

This optional hoop (400 x 250mm or 15.7" x 9.8") lets you stitch out embroidery-motif combinations and endless embroidery designs. The fabric-clamping device with its inner hoop offers the largest possible embroidery area and ensures excellent stability of fabric and stabilizer.

Lens Set

The lens set can be inserted in the magnifying-glass holder on the machine. Several different lens strengths are available for magnifying the view of the sewing area.

Long Stitch/Basting Stitch

This feature lets you extend the maximum length of the long stitch up to 10mm (0.4"). With the basting stitch, stitches with a maximum length of up to 20mm (0.8") are possible.

Main Categories Buttons

These enable rapid access to the different categories. Utility, decorative and quilting stitches, alphabets and buttonholes, as well as the embroidery area can be selected directly at the touch of a button.

Mega Hoop

Extra-large embroidery hoop (400 x 150mm or 15.7" x 5.9"). Can hold designs twice as large as those contained in conventional hoops. Numerous special designs are available, and even border designs can be embroidered with the Mega Hoop.

Memory

A separate memory for combinations of stitch patterns and/or alphabets. The combinations are easy to retrieve and delete, and may be adapted at any time.

Monograms

Impressive upper-case letters sewn with the sideways-motion function.

Multifunction Knobs

Rotary knobs on the sewing/embroidery computer for the infinitely variable adjustment of stitch length and width while sewing. The multifunction knobs allow you to scroll through the stitch patterns and tutorials, as well as slightly modify the size of the embroidery designs.

Needle Positions

The needle can be shifted to the left or right – even during sewing – to ensure an exact seam width.

Needle Stop

This function lets you program needle position at the touch of a button so that it pauses in the "down" or "up" position when the sewing process stops.

Pattern Begin

A stitch-pattern repeat or stitch combination can be started afresh, even if the previous process has not been concluded.

Pattern End

When this function is activated, the sewing/embroidery machine only stops once it has finished sewing a pattern repeat or stitch combination.

Pattern Combinations

Embroidery designs and characters can be combined on-screen with ease to yield brand-new, personalized embroidery designs.

Pattern Extension

This function allows you to extend stitch patterns individually to several times their original length, thereby considerably increasing the number of potential decorative-stitch variations.

Permanent Reverse Sewing

This function allows you to sew backwards for as long as wished without needing to pivot the fabric under the presser foot.

Personal Memory (Permanent)

The basic values programmed by BERNINA may be altered and saved long-term. The altered stitches remain in the memory even when the sewing system is switched off.

Personal Memory (Temporary)

Individual settings for stitch lengths, stitch widths and needle positions are automatically saved temporarily in the personal memory. The memory is unlimited. Settings are saved until the sewing computer is switched off.

Personal Program

The Personal Program saves your preferred stitch patterns and pattern combinations.

Presser feet and soles

Both the shaft and sole of BERNINA presser feet are made of solid metal. Sitting firmly in their mounting and thus remaining absolutely still during sewing, they contribute decisively to BERNINA's outstanding stitch quality.

Rotating Embroidery Designs

Embroidery designs may be rotated clockwise or anti-clockwise in one-degree increments.

Securing Function

Programmable automatic securing of pattern combinations.

Securing Program

Adds straight securing stitches at the beginning and end of seams, single patterns and combinations.

Setup

The Setup program lets you personally adjust the screen area, customising parameters such as touch-sensitivity of the touchscreen, brightness, monitoring functions, sewing speed, and even the greeting text.

Sideways Motion

Not only can BERNINA's top models sew forwards and backwards, they can also stitch sideways, i.e. the fabric is also moved left and right. This allows stitch patterns to be sewn in 4 or 16 directions. The BERNINA 830 even offers the complete range of directional sewing (360-degree sideways motion) with 9mm stitches and decorative stitches.

Start/Stop Button

The start/stop button lets you operate the sewing process by hand, instead of with the foot control.

Stitch-Altering Area

All changes to stitch patterns or stitch combinations are immediately shown in this display on the left-hand side of the touchscreen.

Stitch Animation

The stitch animation always displays your current needle position as you sew. This particularly facilitates accurate sewing when the Pattern End function has been selected for a stitch-pattern combination.

Stitch-Density Adjustment / Shrink Compensation (Embroidery)

Stitch density of designs adjusted to type of fabric used.

Stitch Processor

The BERNINA stitch processor saves all stitch information such as stitch density, type of stitch, colours and objects of the design – even if the size of the embroidery design has been changed. The stitch data are recalculated, while the special details of the design as well as the stitch density remain unchanged.

Tapering

With tapering, the beginning and end of stitch patterns come to a point in four different basic angles. What's more, the angle itself can be defined.

Tutorial

This feature allows you to retrieve help on control elements and functions. The top BERNINA models provide video clips for greater in-depth support.

Upper-Thread Indicator

Continuously checks upper-thread tension via a sensor, and signals at once if the upper thread breaks or the thread is about to run out.



Looking for more inspiration for creative ways with textiles? Then why not subscribe to Inspiration magazine today! www.bernina.com/inspiration

Features

General Information

	Hook system	Colour touchscreen	Sewing light	Needle positions	Sewing in each needle position	Maximum stitch width in mm	Maximum stitch length in mm	Multifunction buttons	Changing stitch settings while sewing	Start/stop button (stitching without foot control)	Speed regulator	BERNINA foot control with kick-back function	Built-in needle threader	Automatic needle threader	Upper thread indicator	Lower thread indicator	Automatic thread indicator	Manual thread cutter	Needle stop up/down	Bobbin winding while sewing/embroidering	BERNINA Dual Feed	BSF-enabled	On-screen help	Sewing tutorial
BERNINA 830	RL	x ¹	LED	11	x	9	6	x	x	x	x	-	x	x	x	x	x	x	x	x	x	x	x	x
BERNINA 820	RL	x ²	LED	11	x	9	6	x	x	x	x	-	x	x	x	x	x	x	x	x	x	x	x	x
BERNINA artista 730	RL	x	CFL	11	x	9	5	x	x	-	-	x	x	-	x	x	x	x	x	-	x	x	x	x
BERNINA artista 630	CB	x	CFL	11	x	5.5	5	x	x	x	x	x	-	x	-	-	-	x	x	x	-	x	-	-
BERNINA 580	RL	x	LED	11	x	9	5	x	x	x	x	x	-	x	x	x	x	x	x	-	x	x	x	x
BERNINA 550QE	CB	-	LED	11	x	5.5	5	-	x	x	x	x	-	-	-	-	-	x	x	x	-	x	-	-
BERNINA 530	CB	-	LED	11	x	5.5	5	-	x	x	x	x	-	-	-	-	-	x	x	x	-	x	-	-
BERNINA aurora 450	RL	-	CFL	11	x	9	5	-	x	x	x	x	-	-	-	-	-	x	x	x	-	x	-	-
BERNINA 380	CB	-	LED	9	x	5.5	5	-	x	x	x	opt.	x	-	-	-	-	x	x	x	-	-	-	-
BERNINA 350	CB	-	LED	9	x	5.5	5	-	x	x	x	opt.	x	-	-	-	-	x	x	x	-	-	-	-
BERNINA 350PE	CB	-	LED	9	x	5.5	5	-	x	x	x	opt.	x	-	-	-	-	x	x	x	-	-	-	-
BERNINA 330	CB	-	LED	9	x	5.5	5	-	x	x	x	opt.	x	-	-	-	-	x	x	x	-	-	-	-
BERNINA 215	CB	-	LED	9	x	5.5	5	-	x	opt.	opt.	opt.	x	-	-	-	-	x	x	-	-	-	-	-
BERNINA 1008	CB	-	-	5	x	5.5	5	-	-	-	-	-	-	-	-	-	-	x	-	-	-	-	-	-

¹ 7-inch (17cm) TFT screen.

² 5-inch (12cm) TFT screen.

³ EXP and Tajima.





Standard Accessories – Sewing

Precision Presser Feet Provided as Standard

	Instructional CD/DVD	BERNINA Free-Hand System (FHS)	BERNINA free-arm slide-on table	Accessories box / bag	Dust cover	Carrying bag	Multiple spool holder	BERNINA precision presser feet/soles included	Reverse pattern presser	Dual Feed Reverse pattern foot no. 1/1C	Overlock foot no. 1D	Buttonhole foot no. 2A	Buttonhole foot with slide no. 3A	Zipper foot no. 3/3C	Blindstitch foot no. 4/4D	Jeans foot no. 5	Darning foot no. 8	Button-sew-on foot no. 9	Open embroidery foot no. 18	Embroidery foot no. 20/20C/20D	Patchwork foot no. 26	Sideways motion foot no. 37/37D (1/4" / 6mm)	BERNINA Stitch Regulator (BSR)	Walking foot no. 50	
	x	x	x	x	x	-	x	12	x	x	x	x	x	x	-	-	x	x	x	-	x	x	-	BERNINA 830	
	x	x	x	x	x	-	x	8	x	x	-	x	-	x	-	-	-	x	-	x	-	x	-	BERNINA 820	
	x	x	x	x	-	x	opt.	12	x	-	x	x	x	x	x	-	x	x	x	-	x	x	-	BERNINA artista 730	
	x	x	x	x	-	x	opt.	9	x	-	x	x	x	x	-	x	-	x	x	-	-	-	-	BERNINA artista 630	
	x	x	x	x	-	x	opt.	8	x	-	x	x	-	x	x	-	-	x	x	-	-	-	-	BERNINA 580	
	x	x	x	x	-	x	opt.	8	x	-	-	x	-	x	-	-	-	x	-	x	-	x	x	BERNINA 550QE	
	x	x	x	x	-	x	opt.	5	x	-	x	x	-	x	-	-	-	-	-	-	-	-	-	BERNINA 530	
	x	x	x	x	-	x	opt.	5	x	-	-	-	-	x	x	-	x	-	x	-	-	-	-	BERNINA aurora 450	
	-	x	x	x	x	-	-	7	x	-	x	x	-	x	x	x	-	-	x	-	-	-	-	BERNINA 380	
	-	opt.	x	x	x	-	-	6	x	-	x	x	-	x	x	-	-	-	x	-	-	-	-	BERNINA 350	
	-	x	x	x	x	-	-	7	x	-	-	x	-	x	x	-	-	-	x	-	x	-	-	BERNINA 350PE	
	-	-	x	x	x	-	-	5	x	-	x	x	-	x	x	-	-	-	-	-	-	-	-	BERNINA 330	
	-	-	x	x	x	-	-	4	x	-	-	-	x	x	x	-	-	-	-	-	-	-	-	BERNINA 215	
	-	-	opt.	x	x	-	-	5	x	-	x	-	x	x	x	-	-	-	-	-	-	-	-	BERNINA 1008	

Not all models and accessories are available in all countries. We reserve the right to make changes as far as both equipment and design are concerned. Further information is available from your BERNINA dealer.



Sewing and Quilting

Embroidery tutorial	Creative Consultant	Personal Program	Memory (temporary)	Memory (permanent)	History function (most-recently-used)	USB interface for PC connection	USB i interface for USB data stick	Setup program	Language selection	Alarm clock	Eco mode	Maximum sewing speed	Pattern mirroring	Directional sewing 360°	Sideways motion	Pattern start/end function	Jump stitches	Pattern elongation	Security program	Total number of sewing stitch patterns (incl. alphabet)	Utility stitches	Burtonhole types	Automatic burtonhole-length measuring system	Automatic burtonhole	Manual multistep burtonhole	Burton sew-on program	Darning programs	Decorative stitches	Decorative
x	x	4	x	x	x	2	x	x	x	x	1100	x	x	x	x	x	x	x	1430	32	10	x	x	x	x	3	557	115	
-	x	2	x	x	x	1	x	x	x	x	1100	x	-	-	x	-	x	x	1040	24	6	x	x	x	x	2	316	-	
x	x	x	x	x	x	x	x	-	-	-	900	x	-	x	x	-	x	x	1023	26	10	x	x	x	x	2	396	89	
x	-	x	x	x	-	x	x	x	x	-	900	x	-	-	x	-	x	x	674	25	7	x	x	x	x	2	213	-	
x	x	x	x	x	-	x	x	x	x	-	1000	x	-	-	x	-	x	x	632	30	11	x	x	x	x	3	187	-	
-	x	-	x	x	-	x	-	x	-	-	900	x	-	-	x	-	-	-	434	22	10	x	x	x	x	1	155	-	
-	x	-	x	x	-	x	-	x	-	-	900	x	-	-	x	-	-	-	395	22	9	x	x	x	x	1	117	-	
-	-	-	x	x	-	x	-	-	-	-	900	x	-	-	x	-	-	-	282	21	11	x	x	x	x	1	130	-	
-	-	-	x	x	-	-	-	-	-	-	900	x	-	-	x	-	-	-	221	20	5	x	x	x	x	1	91	-	
-	-	-	x	x	-	-	-	-	-	-	900	-	-	-	x	-	-	-	191	18	3	x	x	x	x	1	63	-	
-	-	-	x	x	-	-	-	-	-	-	900	-	-	-	x	-	-	-	191	18	3	x	x	x	x	1	63	-	
-	-	-	x	x	-	-	-	-	-	-	900	-	-	-	x	-	-	-	97	15	1	x	x	x	x	1	23	-	
-	-	-	x	-	-	-	-	-	-	-	900	-	-	-	-	-	-	-	11	10	1	-	-	x	x	1	-	-	
-	-	-	-	-	-	-	-	-	-	-	1000	-	-	-	-	-	-	-	17	14	1	-	-	x	x	1	2	-	

* incl. Cyrillic and Japanese alphabets (and monograms in the case of the BERNINA 830)
 ** oval = 145x255mm (57x100*), medium = 130x100mm (51x39*), small = 72x50mm (28x19*)

		Embroidery																										
	Excessive sideways motion stitches	Quilting stitches	Cross-stitch programs	Tassel/zaperring/skyline stitches	Sewing alphabets	Monograms (with sideways motion only)	Maximum stitching speed	Stock embroidery designs	Embroidery alphabets	Embroidery design format	Mega hoop functionality	Jumbo hoop functionality	Free-arm embroidery	On-screen editing of designs: mirroring, rotating, combining, scaling	Personal memory to save embroidery designs	Standard embroidery designs	WordArt	Diag & Drop	Importing stitch patterns	Colour resequencing	Automatic jump-stitch cutting	Sequence control	Basting	Endless embroidery	Position recall	BERNINA ArtLink embroidery software (downloadable from bernina.com)		
28	29	81	11*	x	1000	150	10	.EXP ³	x	x	x	x	x	x	3(o,m,s)	x	x	x	x	x	x	x	x	x	x	x	x	BERNINA 830
30	28	29	9*	-	No embroidery function																				BERNINA 820			
31	13	-	6	x	680	21	10	.ART	x	-	x	x	x	3(o,m,s)	x	-	-	-	-	-	x	-	-	-	-	x	BERNINA artista 730	
25	11	-	4	-	680	70	5	.EXP	x	-	opt.	x	x	1(o)	-	-	-	-	-	-	x	-	-	-	-	x	BERNINA artista 630	
15	16	-	7	-	680	100	7	.EXP	x	-	opt.	x	x	2(o,m)	x	x	-	x	x	x	x	x	-	x	x	BERNINA 580		
24	9	-	4	-	No embroidery function																				BERNINA 550QE			
12	3	-	4	-	No embroidery function																				BERNINA 530			
18	9	-	4	-	660	40	via PC	.ART	x	-	opt.	-	x	1(o)	-	-	-	-	-	-	x	-	-	-	via PC	x	BERNINA aurora 450	
12	4	-	2	-	No embroidery function																				BERNINA 380			
11	4	-	2	-	No embroidery function																				BERNINA 350			
11	4	-	2	-	No embroidery function																				BERNINA 350PE			
3	3	-	1	-	No embroidery function																				BERNINA 330			
-	-	-	-	-	No embroidery function																				BERNINA 215			
-	-	-	-	-	No embroidery function																				BERNINA 1008			



S

